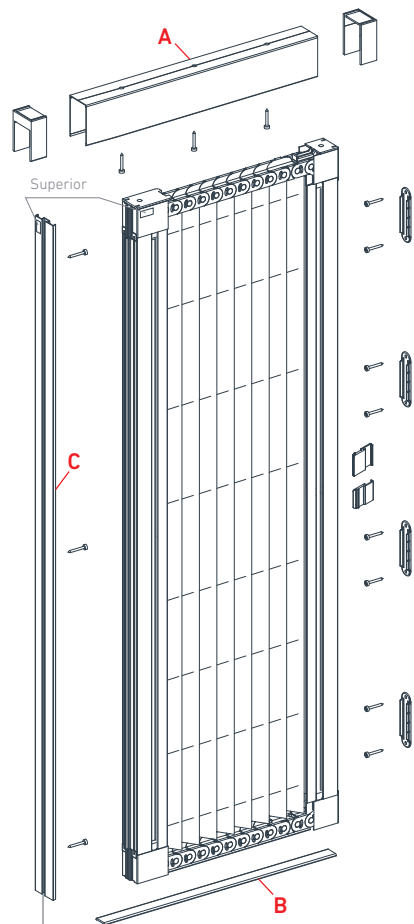


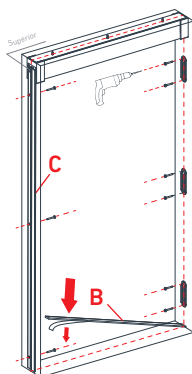
MOSQUITERA PLISADA MANUAL DE MONTAJE



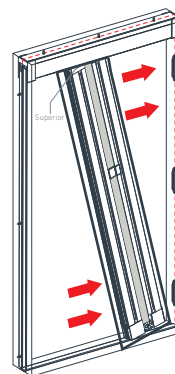
Perfil no incluido en modelo Plisada de 2 Puertas

01 APERTURA DERECHA

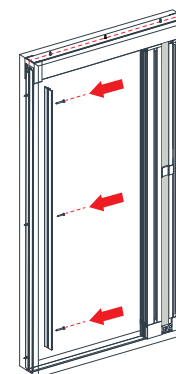
PASO 1.1




PASO 1.2



PASO 1.3

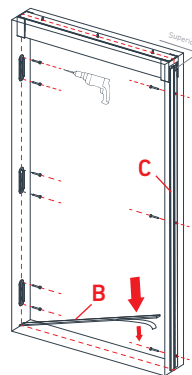


PASO 1.4




02 APERTURA IZQUIERDA

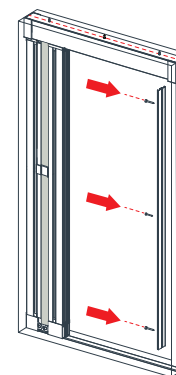
PASO 2.1



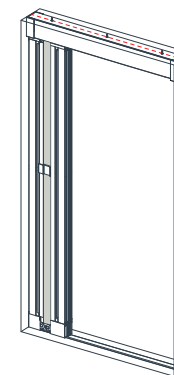
PASO 2.2



PASO 2.3



PASO 2.4



! ATENCIÓN

NO EMPIECE A MONTAR SIN LEER TODAS LAS INSTRUCCIONES

- Tenga la precaución de no desplegar la mosquitera plisada antes de que este instalada con sus soportes en la pared.
- No intentar instalar ningún tipo de maneta o tirador en los perfiles.