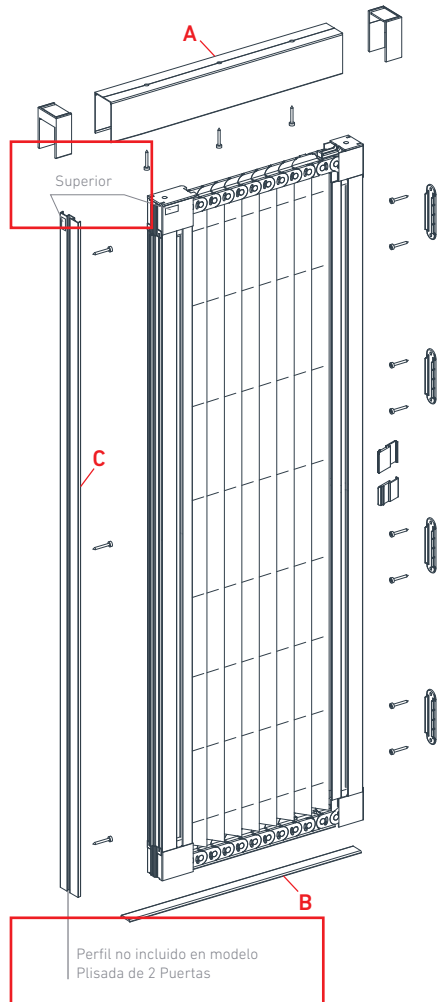


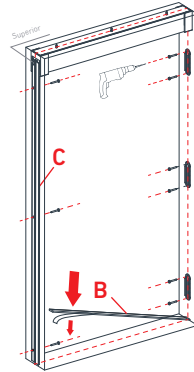


PLEATED MOSQUITO SCREEN ASSEMBLY MANUAL

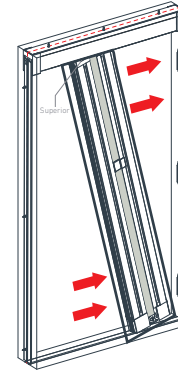


01 RIGHT OPENING

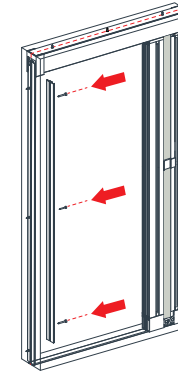
STEP 1.1



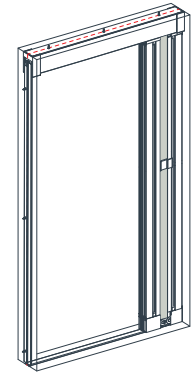
STEP 1.2



STEP 1.3

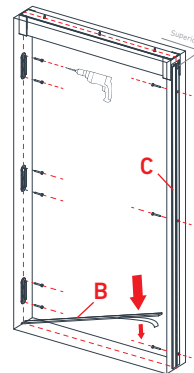


STEP 1.4

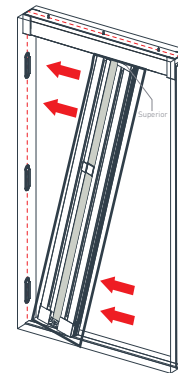


02 LEFT OPENING

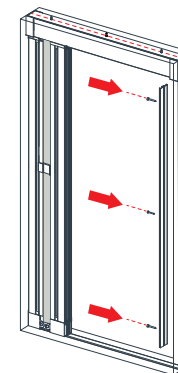
STEP 2.1



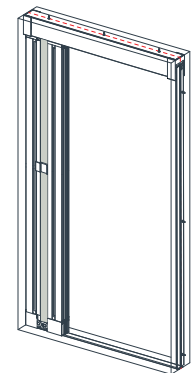
STEP 2.2



STEP 2.3



STEP 2.4



IMPORTANT:

DO NOT START ASSEMBLING WITHOUT READING ALL THE INSTRUCTIONS

- Be careful not to unfold the pleated mosquito screen before it is installed with their brackets on the wall.
- Do not attempt to install any type of handle or doorknob on the profiles.